






Hive Strength	Feb.	Mar. 1	Mar. 15	April.1	April. 15	May. 1	May.15	June.1	June.15	July.1	July.15	Aug.1	Aug. 15	Sept.1	Sept.15	Oct	honey				
80,000	Spring Management																280#				
70,000		Mite Treatment			Requeen and make Splits													245#			
60,000						Start Queen Rearing											210#				
50,000	Critical time Feed candy early. sugar syrup for stimulating Brood!!				Drone Cells								Fall Mite Treatments				175#				
40,000														Fall Treatments			140#				
30,000																	105#				
20,000						Give Plenty of Honey Supers											70#				
10,000						Swarm Control/ Prevention											35#				
<div style="display: flex; justify-content: space-between;"> <div style="width: 15%;"> <p>Nectar/Forage</p>  <p># per Source</p> </div> <div style="width: 60%; text-align: center;">   </div> <div style="width: 15%; text-align: right;">  </div> </div> <p>Notes:</p>																					
Beekeepers Management Chart																					
November-Jan Prep-Equip				West Virginia Department of Agriculture																	
				Mite-away- Spring mites					Apivar Strips- Fall Mites												
Spring Mite Drop				High: <input type="checkbox"/> Med: <input type="checkbox"/> Low: <input type="checkbox"/>					Bees = ★ Nector= 					Fall Mite Drop				High: <input type="checkbox"/> Med: <input type="checkbox"/> Low: <input type="checkbox"/>			
Notes:									Notes:												

