

# Cedar Lakes Conference Center Folk Art At The Lakes 2022 Workshops







Table of Contents

Welcome to Cedar Lakes .....1

Information .....2

Cedar Lakes Workshops .....3-4

Workshop Descriptions ..... 5-12

(Descriptions are in alphabetical order Acrylics - Woodturning)

Artist Biographies ..... 13-17

Registration Form 2022 ..... 18

# Welcome to Cedar Lakes

Cedar Lakes was established for the purpose of providing West Virginia's youth and adults with facilities where educational groups can assemble in meetings for the purpose of developing leadership, better home life, citizenship, and enjoy wholesome, organized recreation. The Conference Center serves as an important residential education institution for West Virginia.

Cedar Lakes has a variety of meeting venues and lodging options for groups from two to 500. Our facilities are adaptable to meet the needs of corporations, civic groups, churches, camps, families or government agencies. Whether you need a private banquet, reception, picnic or other special meal request, our food service staff will work with you to create a memorable event.

We hope that you will consider Cedar Lakes the next time you are planning an event. Contacts can be made at the following:



## **Cedar Lakes Conference Center**

[www.cedarlakes.com](http://www.cedarlakes.com)

82 FFA Drive Ripley, WV 25271

Phone: (304) 372-7860

Fax: (304) 372-7881

E-mail: [cedarlakesinfo@wvda.us](mailto:cedarlakesinfo@wvda.us)

Operated by  
West Virginia Department of Agriculture

# **Information**

## **Fees/Tuition, Meals and Lodging**

A \$50 non-refundable deposit is required at the time of application for each class sponsored by Cedar Lakes. The balance of the fee is payable 30 days prior to the first day of scheduled class.

The workshops and seminars are offered with special package costs that include instruction, meals, and lodging. The package costs for the classes are noted: (C) commuter with no meals; (D) dormitory accommodations with meals; (S) semi-private 2 people per room with meals; and (P) private accommodations with meals. Please note certain weeks, room availability may be limited at the Conference Center. Cedar Lakes does not assign roommates for semi-private rooms. Package meals for the weekend classes begin with breakfast on Saturday and end with lunch on Sunday. Meals for weeklong classes begin with breakfast on Monday and end with lunch on Friday. Commuters may add meals to their reservation if so desired.

## **Materials Fees**

A fee is charged for most workshops to cover the cost of expendable materials and supplies and is payable to the instructor. A “to bring” supply list will be sent to students prior to the workshop.

## **Refunds**

The fees (excluding the \$50 non-refundable deposit) will be refunded if notice is received three weeks prior to the beginning of the class. A complete refund will be made if the Crafts Center is required to cancel a workshop due to insufficient enrollment.

## **Enrollment**

Class size is limited to maximize the learning opportunity. Apply early to insure your place. These workshops are available without regard to race, national origin, sex or handicap. Workshops can also be cancelled if minimum enrollment isn't met.

## **Hours**

Week long classes meeting on a daily basis will begin at 8:30 a.m. and end at 4:30 p.m. except Friday, which will end at 1 pm. Weekend classes begin at 6:00 p.m. Friday and run through 1:00pm Sunday.

# **2022 Cedar Lakes Workshops**

## **January 14-16 (Weekend)**

Blacksmithing - Michael Young  
Woodturning - Larry Weese

## **February 4-6 (Weekend)**

Blacksmithing - Michael Young  
Watercolors - Debbie Lester  
Stained Glass - Stephanie Danz  
Woodturning - Larry Weese

## **March 6-11 Old Time Fiddle (Week)**

Dave Bing

## **April 8-10 (Weekend)**

Acrylic Painting - Vivian Ripley  
Basketry - Elaine Sinclair  
Ukulele - Tish Westman  
Fly Fishing - Randy Augustine  
Woodturning - Larry Weese

## **April 10-15 Quilt Retreat (Week)**

Judy Lilly  
Kathy Saunders

## **April 10-15 (Week)**

Dulcimer - Tish Westman  
Stained Glass - Stephanie Danz  
Watercolors - Jerre Watkins  
Woodturning - Byron Young  
Basketry - Elaine Sinclair  
Blacksmithing - Michael Young  
Fiddle - Joseph Callaway  
Fly Fishing and Fly Tying - Randy Augustine  
Photography - Ron Gaskins  
Woodcarving - Bob Barris  
Needle Felting—Debbie Martzall

## **May 13-15 (Weekend)**

Wet Felting - Stephanie Danz

## **July 10-15 (Week)**

Basketry - Debbie Martzall  
Psaltery - Tish Westman  
Stained Glass - Stephanie Danz  
Tinsmithing - Jeff Leister  
Watercolors - Vivian Ripley  
Wood Carving - Bob Barris  
Woodturning - Larry Weese, Jr.

## **August 14-19 (Week)**

Basketry - Elaine Sinclair  
Dulcimer - Tish Westman  
Photography - Ron Gaskins  
Stained Glass - Stephanie Danz  
Woodturning (Pen Class) - Harry Newman  
Needle Felting - Debbie Martzall  
Watercolors - Jerre Watkins  
Quilting - Judy Lilly  
Fly Fishing - Randy Augustine  
Wood Carving - Bob Barris  
Writing - Colleen Anderson

## **September 18-23 (Week)**

Blacksmithing – Michael Young  
Psaltery – Tish Westman  
Quilting - Judy Lilly (Star Shine)  
Stained Glass – Stephanie Danz  
Watercolor – Debbie Lester  
Woodcarving - Bob Barris  
Woodturning—Harry Newman

# 2022 Cedar Lakes Workshops

## October 16-21 (Week)

Basketry – Elaine Sinclair  
Fiddle – Joseph Callaway  
Stained Glass- Stephanie Danz  
Tinsmithing – Jeff Leister  
Watercolors – Debbie Lester  
Woodturning – Larry Weese, Jr.  
Woodcarving – Bob Barris  
Dulcimer & Psaltery– Tish Westman

## October 21-23 ( Weekend)

Pastels—Vivian Ripley  
Photography – Ron Gaskins  
Stained Glass- Stephanie Danz  
Beading - Wendy Ellsworth  
Woodturning - Larry Weese

## November 11-13 (Weekend)

Blacksmith - Michael Young

## November 13-18 (Week)

Basketry - Debbie Martzall  
Fiddle - Joseph Callaway  
Psaltery - Tish Westman  
Stained Glass - Stephanie Danz  
Woodturning - Larry  
Writing - Colleen Anderson

## December 9-11 (Weekend)

Stained Glass – Stephanie Danz  
Origami - Colleen Anderson

## PRICING:

### Week Workshops :

(Commuter) \$212.00

(Dorm) \$426.65

Holt Lodge (Private) \$808.25, (Semi-private) \$569.75

### Weekend Workshops :

(Commuter) \$143.10

(Dorm) \$222.60

Holt Lodge (Private) \$378.42, (Semi-private) \$281.43

There are multiple ways to register:

- ♦ Fill out registration on page 18 and mail or email it
- ♦ Online at cedarlakes.com under craft workshop. Click on “apply online for craft classes” tab
- ♦ Call 304-372-7860

# **Workshop Descriptions**

## **Acrylics**

**Vivian Ripley**



Come enjoy a relaxing weekend experiencing the exciting medium of acrylic! You will learn how to apply acrylic in many different ways, with a variety of brush strokes, resulting in an array of effects: transparent,

opaque, brilliantly colored or light in tone. Learn how to create different surfaces and textures in this class that include both individual attention and constructive class critique. Vivian will demonstrate throughout the duration of the class. Although some painting experience is helpful, all levels are welcome. Those with questions may contact the instructor.

## **Art of Wool Felting**

**Debbie Martzall**



The goal of the class is to learn the basics of needle felting with wool. My goal is to teach each student how to use wool as a sculpting medium, just as clay is used – so similar, yet so different...come & learn!

Supply Fee: \$30

## **Basketry**

**Debbie Martzall**



During this week long class of ribbed basketry Four (4) baskets will be taught and the goal of the class is not only the completion of the baskets but also to have

each student leave with a smile!

Supply Fee: \$40

## **Basketry**

**Elaine Sinclair**



Having fun with color is a class for all levels of weavers from beginner to advanced. In this class you will learn many techniques as you design and weave your baskets. We will incorporate

various colors into your creations. This is a non-stressful, entertaining, fun week. Everyone works at their own pace.

Supply Fee: \$50

## **Beading**

**Wendy Ellsworth**



### **Uxmal Pendant**

This pendant was inspired by the colors of Mexican folkart and the ancient pyramids of Mesoamerica. Utilizing a technique pioneered by Kate McKinnon in her Geometric Beading Vo.1, the pendant is made with size 11 Delica

cylinder beads in multiple colors. The techniques include Modified Right Angle Weave, peyote and her-ringbone stitches. Kits will be available in two colorways or participants can choose to bring their own beads to make the project .

Kit Fee: \$25



# **Workshop Descriptions**

## **Blacksmithing**

**Michael Young**

**Beginning Blacksmithing: tapers and curls; hooks and dinner triangles. - Feb 4-6**

**Advanced Beginner/Intermediate Blacksmithing: Coil Springs into Hot Punches, Chisels and Punches - April 10 –15**

**Advanced Beginner/Intermediate Blacksmithing: Forged Flowers, Leaves and Organic Forms - Sept 18-23**

**Beginning Blacksmithing: Forged Holiday Decorations—Icicles and Stocking Holders - Nov 11-13**



Students will learn basic skills and techniques used in hand-forging both functional and sculptural objects. Blacksmithing is an inherently dangerous and somewhat physically demanding craft. As such,

while in the shop, all participants will be required to wear eye protection, closed toed shoes, work gloves and hearing protection. If needed, safety glasses, work gloves and hearing protection will be available at an additional nominal fee.

Supply Fee: Weekend \$30, Week \$60

## **Dulcimer**

**Tish Westman**



The Appalachian dulcimer is often the core sound at the center of folk and old-time harmony — and there's no better place to explore this musical tradition than in the heart of West Virginia! Bring your own dulcimer for an expert-led immersion into the techniques, chords and rhythms that bring the "mountain" dulcimer to life. Even novice musicians will learn to play old favorites

## **Fiddle**

**Dave Bing**



This class is directed toward intermediate advanced fiddle players. Students will learn various bowing and fingering techniques, while working on expanding their repertoire.

Tunes will be broken down to

enable students to concentrate on timing and notes, while showing students the different methods of "attacking" the tune.

## **Joseph Callaway**

Learn to play traditional fiddle tunes of the region! From the basics of how to play, to exploring the techniques that make the fiddle music of our region recognized around the world. We will also delve into the history and culture as well as explore other fiddling traditions.

## **Fly Fishing and Fly Tying**

**Randy Augustine**



Students will learn the basic fly casting techniques while outside by the lake and knot tying in the classroom. Course will also include an introduction to trout stream entomology, fly-tying and fly casting instruction, and much more. Supply Fee: \$35

# **Workshop Descriptions**

## **Origami**

**Colleen Anderson**

### **Contain Yourself: Origami Boxes and More**



This weekend class will focus on containers made of paper. We'll make envelopes, folders, and holders of all kinds, from very simple wallets to keep business cards or receipts to beautiful modular boxes that are perfect for holding small gifts.

## **Photography**

**Ron Gaskins**



This class is appropriate for beginners to intermediate, but experienced photographers may also enjoy a review of skills, as well as learning new ones. Photography themes will include nature, travel, history and wildlife, with an emphasis on capturing the best possible image in the camera, without dependence on post-processing.

## **Pastels**

**Vivian Ripley**



This course stresses the infinite versatility of this increasing popular medium. Each student will learn to achieve vibrant "color with character", aided by proper tonal value, light, and pattern, as he/she learns a specific technique or application with a variety of subject matter. Vivian will always demonstrate how to build a strong composition, and painting outdoors is a possibility. Lots of individual attention and constructive class critique. As a participant reported, "I have learned and produced more in your class than dozens of others I have attended!"

## **Psaltery**

**Tish Westman**



The bowed psaltery is one of the easiest instruments to learn. No fingering, just bowing. It's haunting and beautiful sound is somewhat reminiscent to that of a violin. The bowed psaltery is triangular in shape, allowing

each string to extend a little farther than the one before it so that each can be individually bowed. There is no need to know music, you will learn the basics while in class. Come and enjoy learning to play a new instrument!

The October class is "Get Ready for a Mountain Christmas" and will combine intermediate Psaltery and Dulcimer players for an orchestra experience.

# **Workshop Descriptions**

## **Quilting Retreat**

**Judy Lilly**

### **BOUNTIFUL BLOSSOMS**



Join us for Spring Quilting Retreat as we zoom in on the beauty of a flower for a quilt that will enhance your walls or make a beautiful gift! This close up and personal view allows for thread painting and shading with fabric dyes and pencils and the

centers are the perfect place for beading! Make your choice from 3 different flower patterns designed by the instructor. This class will focus on fused applique with an emphasis on value placement and finishing details. For continuing beginners to advanced quilters.

## **Quilting Retreat**

**Kathy Saunders**

### **Small Civil War Era Quilt Display Class:**

During the historically rich era of The American Civil War, a variety of quilts were being made by American women. We will have different choices of patterns and discuss our country's history while working on your own small quilt (s). We will focus on small wall quilts to create a beautiful wall

display in your home! You will receive several pattern choices and instructions on how to make them during class. Should you wish to make a large quilt, the class patterns lend themselves well to changing size and adapting to a larger quilt. Join us for this fun and informative class while making your very own small quilts and listen to quilt stories and history while you work.





# **Workshop Descriptions**


## **Quilting**

**Judy Lilly**

### **BEGINNING QUILTING**

**August 14-19**

#### **LOG CABIN**



Are you a beginning quilter or maybe you are self taught and want to know more? This class will start from scratch to teach you the correct way to cut, press, stitch and finish a small log cabin quilt or table runner. This old time favorite with a twist is the perfect pattern to learn

from and you can make it with a planned color scheme or from scraps! Tips, hints and short cuts that will simplify the process and make your quilt more accurate and beautiful will be a part of the study. Each day will be filled with information, laughter and chocolate!

**Judy Lilly**

### **STAR SHINE**

**September 18-23**



Even though this pattern looks complicated it is really simple when using the 'disappearing' technique. We'll first make a very simple block—then cut it into sections and reassemble it to make this

impressive star block. The quilt works with a planned color scheme (like the sample done with blues, greens, purples and white) or you can make it scrappy. For beginning to advanced quilters.



## **Workshop Descriptions**

### **Stained Glass**

**Stephanie Danz**



This exciting and focused class offers various opportunities for the beginner, intermediate or advanced student. The class will be tailored to fit the needs of each student

according to their knowledge and abilities. Based on my thirty years of experience in the stained glass field of art, I have many skills and tips to share with my students. Beginners will learn the basics of creating a simple stained glass panel as well as basic design, patinas, color selection and more! I teach the Tiffany method, also known as the copper foil method, which entails choosing a pattern, using specific tools, cutting glass, grinding, foiling, soldering, cleaning and applying a patina, finishing with a compound and polishing and buffing to a beautiful shine! For the intermediate and advanced students, it will afford the opportunity to take your work to the next level, enhancing your skills while adding some new and different techniques to your repertoire!

Supply Fee: \$75

### **Tinsmithing**

**Jeff Leister**



Using patterns and techniques of the tinsmiths from the 1800s, students will learn to bead, form, fold, pierce, and solder tin to create useful objects, such as cups, wall sconces, cookie cutters, and pierced panels. Advanced students may make items such as coffee pots, and lanterns. Also covered will

be the history of tinsmithing, pattern making, and design. A \$25.00 fee will cover basic supplies. Students should bring the following; non-serrated tin snips, scratch awl, 12 inch rule with 1/6 graduations, and a pair of cotton gloves. Minimum student age 16.

### **Ukulele**

**Tish Westman**



Ukulele is a class for beginner to advanced students. All levels will be challenged. Learn about notes on the fingerboard, chords, strumming and finger picking. All sizes of uke welcome.

# Workshop Descriptions

## Watercolors

**Vivian Ripley**



This week will focus on the wonderful transparency and color vibrancy of the watercolor medium as we learn several methods of application, with demonstration

and step-by-step approach. Some new techniques are always presented, with the possibility of painting on new surfaces. Lots of individual attention and helpful critique in a very supportive atmosphere. Students have said: "This workshop was one of the best I've attended!" "Your instruction and help is excellent. Every class I take from you I learn more and more!"

## **Jerre Watkins**

This is a comprehensive class in painting with transparent watercolors which should appeal to all levels of experience. Beginners will be introduced to the color wheel, mixing colors, creating a range of values, making line drawings of shapes and transferring those



shapes to watercolor paper for painting. Students can use provided references with a demo of step by step instructions or use their own photo references. Emphasis will be on creating strong designs, working from light to dark, balancing positive and negative shapes, and experiencing varied techniques and different painting surfaces. More advanced students can paint using their own references, but may be inspired by our continued projects, rhetoric, and critiques, to try new directions. My theory is that students learn the most by putting paint on paper, so we do a lot of that. The amount of beautiful creative art that is produced in five days is amazing. Basic supplies for the week for beginners can be provided if needed by contacting Jerre at 304-533-1761 or at jjwatk@aol.com.

## Watercolors

**Debbie Lester**



I will show you how to develop a painting from start to finish, emphasis on controlling the medium.

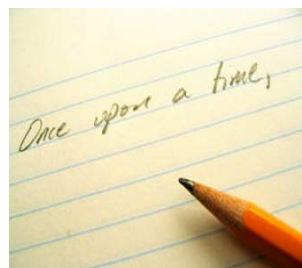
Understanding basic watercolor techniques, wet in

wet, mixing colors, values, design, the most important elements in a successful painting. Exploring different subject matter, landscapes, florals, still life. I will demo every morning and afternoon, with exercises to help you develop your own style.

## Writing

**Colleen Anderson**

### **Sensory and Specific—Aug. 14-19**



Writing with all five senses makes for vivid, memorable language in poems, essays and memoirs. Take the plunge into the "five rivers," as poet Mary Oliver calls the senses.

Examples, discussion, exercises and some laugh-out-loud word-

play for beginners and seasoned writers.

### **Finding Your Voice: A Creative Writing Smorgasbord—Nov. 13—18**



What's the best way to express what you have to say? A poem? An essay? A story? A letter? A play? In this class, we'll explore a variety of genres and discuss which may best suit your message and your audience. You will hear examples of good writing in several genres and

# **Workshop Descriptions**

## **WoodCarving**

**Bob Barris**



Learn about carving, finishing and sharpening, and examine techniques for "relief and in the round" using bass-wood, palm gouges and carving knives.

Woodcarving projects

include choosing from 35-40 animals and human characters and will be provided by the instructor. This class offers a wide range of appropriate project for every skill level. Beginner to advanced students welcome.

Supply Fee: Per Project \$4 -\$10

## **Woodturning**

**Larry Weese., Jr.**



Enjoy this hands-on woodturning class, starting with the basics and then moving to the more advanced aspects of spindle, bowls,

and finials. Learn from professional woodturner about safety, the lathe, tools, wood selection and preparation, mounting options and more.

Supply Fee: \$50

## **Woodturning– Pen Class**

**Harry Newman**



### **Turning for the Beginner/Basic Pen Turning**

This is a hands-on class where participants will learn the process of turning an ink pen using a wood lathe. Prior turning experience is a plus, but not a requirement. Listed below are just a few of the things that will be covered: Using a wood lathe safely to turn a pen, Selection of wood and pen kits, Layout, cutting, drilling, gluing and trimming, Turning and finishing the pen and display options.

Supply Fee: \$50



# Artist Biographies



**Colleen Anderson** owns Mother Wit Writing and Design, a creative studio in Charleston, where she does graphic design as well as writing essays, poems, stories, plays, and songs. She has produced three collections of original songs, *Fabulous Realities*, *Going Over Home*, and *Trail Through the Trees*. Recent publications include a chapter book, *Missing: Mrs. Cornblossom* and a poetry chapbook, *Bound Stone*. For

information about Colleen's workshops and her other passion, origami, visit her website at [www.colleenanderson.com](http://www.colleenanderson.com).



**Dave Bing** is one of West Virginia's most respected old-time fiddlers. He has considerable skills and patience as an instructor. He has taught old-time fiddle to students at all levels in the U.S., the British Isles, Spain and Australia. Perhaps his most significant inspiration was his relationship with the legendary Hammons family of Pocahontas County, West Virginia. He has performed with the Bing Band for more than 20 years and now performs with the band Gandy Dancer, in addition to various

other artists.



**Randy Augustine** has taught fly-fishing for over 30 years in various school community education programs. He now works as a professional fly-fishing guide and is very involved with Trout Unlimited fly-fishing schools in WV. He

has been an instructor at Cedar Lakes for 10 years. He is retired from the Kanawha Charleston Health Dept. and is currently employed part-time at Charleston Area Medical Center in the ER, HIV-Aids and Hemophilia Clinics. He also works as a health department consultant.



**Joe "Burdock" Callaway** is an old time fiddler, multi instrumentalist, and square dance caller currently living outside Athens, OH. He has performed all over the country both solo and with multiple bands including touring with his band Fiddle Pie in

New Zealand and Australia. Specializing in a regional fiddling styling of Kentucky, West Virginia, and Southeast Ohio, he has studied with Kentucky master fiddler John Harrod.



**Bob Barris** is a native of Ohio and has been carving since 1984. He has participated in many shows and has won several awards on the national and international levels. He is well known for his wildlife carvings, which he sells through art galleries across the US. He has been teaching woodcarving since 1986 and enjoys working with students of various skill levels from beginners to advanced



# Artist Biographies



**Stephanie Danz** is the Artist/Owner of Mountain Art Glass in Fayetteville where she teaches the art of stained glass and creates her one of a kind pieces, including original designed commissions. In the past, juried art fairs have been a part of her schedule including Mountain State Art and Craft Fair at Cedar Lakes, Kentucky

Crafted, Winterfair in Ohio and shows at Tamarack and the West Virginia State Fair to name a few. Sales to Japan and Canada have been great experiences. The local Fayetteville community with its rich history and broad spectrum of experience has become home. Stephanie enjoys not only what the community offers in the sense of support, but also, the various activities and events where residents congregate to enjoy art, food and friendship. Stephanie's work, including her unique and one of a kind jewelry, is available at WV Fine Artisans, Tamarack, Canyon Rim Visitor Center, Studio B and several other venues in West Virginia and around the United States. Or you can view her work at [www.facebook.com/mountainartglass](https://www.facebook.com/mountainartglass) or for questions and commissions you can e-mail her at [mountainartglass@suddenlink.net](mailto:mountainartglass@suddenlink.net) She is a past member of Tamarack Artisan Advisory Board representing glass.



**Wendy Ellsworth** is a nationally and internationally known seed bead artist. Her work can be found in major gallery exhibitions of contemporary fiber, beadwork, jewelry, glass and basketry as well as in numerous books and periodicals. With a career in beading that spans nearly 50

years, she maintains a private studio in Bucks Co., Pennsylvania. Her book titled *Beading – the Creative Spirit: Finding Your Sacred Center Through the Art of Beading* was published in 2009 by SkyLight Paths. She was a 2003 recipient of a Fellowship from the Pennsylvania Council on the Arts and traveled to Kenya to study the beadwork of the Maasai and Samburu tribes. In 2016-2017, five of her beaded mandalas were included in an installation at the Philadelphia Museum of Art titled: "Masters of American Craft" that featured her husband David Ellsworth's turned wood sculptures. In 2019, Wendy was a designer of the year for Beadwork Magazine.



For over 40 years, **Ron Gaskins** has looked at the world through his camera's viewfinder. For many years he enjoyed photography as a hobby, shooting 35mm film. In 2008 he started his own business, West Virginia Fine Photography, and specializes in commercial photography. He has been on the 50—yard line during college football games, been to the top of a 100-foot fire truck ladder, been underwater with scuba divers, listened to folk singers

preserving the songs of the past, and patrolled the river with law enforcement officers, all while preserving the moments with his camera. Ron has been published in several magazines, including "Wonderful West Virginia" and "Country Roads Journal." In addition to his photography, he has also authored several articles. His images have been used in advertising, feature magazine articles, websites, charity donor reports and more. His personal favorites are the ones that share the natural beauty of West Virginia.



**Jeff Leister** has been working with tin since 1980, creating pierced tin panels for various uses. He has taught classes at the Institute of Pennsylvania Rural Life and Culture in Lancaster, PA, Augusta Heritage Center in Elkins, WV and Cedar Lakes in Ripley, WV. Jeff is the resident tinsmith at the Carroll County Farm Museum in Westminster, MD, where he also teaches tinsmithing and helps young people to carry on the traditional art and become apprentices. Most

of Jeff's tinsmithing skills are dedicated to the 1800's. He strives to craft authentic tinware pieces using tinsmith tools of that time period, which he also collects and restores. Jeff has demonstrated his authentic crafts at Landis Valley Museum in Lancaster, PA; Montpelier Mansion in Laurel, MD; 1860 Conference in Harrisburg, PA; West Virginia Folk Festival in Glenville, WV and the Carroll County Farm Museum, Westminster, MD.

# Artist Biographies



**Deborah Lester** has been an artist for 30 years, she paints in several mediums but is primarily a watercolorist. She has won numerous awards, most recently, the Best of Show at Carnegie Hall in Lewisburg's Season of Color Exhibit for "Coal Tipple Memories" an oil painting of a tipple in Wyoming County, where she grew up. She

likes to paint scenes of Appalachia and the people and culture that represent the beauty of WV. She now lives in Shady Spring and paints in her home studio.



**Judy Lilly** is a native West Virginia artist and quilt maker living in South Carolina. Her love of color and design are evident in her award-winning watercolors, quilts and wearables. A teacher certified with the National Quilting Association, she teaches on a full-time basis to guilds, shops, quilt seminars and in the Crafts program at Cedar Lakes. An active member of several guilds, she has quilts in the WV Division of Culture and History's permanent collection as well as the Horry County Museum's permanent collection. Relaxing, informative classes with personal attention, original handouts, and tips and hints for better quilt making are her specialty.



**Debbie Martzall** earned her BS Degree in Art Education (K-12) at Millersville State University. She taught Art in Pennsylvania for 25 years. Debbie took an early retirement and moved to Tanner, WV in 2002. Her retirement is "only on paper" - she has changed her media from tempera, watercolor, crayons, pencils and clay to fiber and baskets! "Hearts of the Meadow Farm" became a second career for Debbie with her move to WV. She is a self-taught basket maker and fiber artist. Her fiber comes from

her own livestock: Coopworth and Jacob sheep, alpacas and llamas. She teaches needle felting, ribbed basketry and continues to work with children in assorted media when the opportunity presents itself. She has also taught art to children in WV that are homeschooled. Debbie was named "Teacher of the Year". This nomination was made by a former student and is a treasured memory as many memories are with her teaching career. Her second career has achieved ribbons in her needle felting, fleeces, home canning, coiled baskets and ribbed baskets. Her philosophy in teaching is: *"I believe your students need to leave your class wanting to return, and with a smile. This shows that you have succeeded as a teacher!"*



**Harry Newman** has been woodturning for more than forty (40) years. He belongs to two woodturning clubs in West Virginia -- the "West Virginia Woodturners" out of Lewisburg, W.Va., and the "Mountaineer Woodturners" in Ripley,

W.Va. He is also a juried, demonstrating artisan at Tamarack in Beckley, W.Va. Woodturning is his passion and he likes nothing better than sharing his knowledge of turning with others.



# Artist Biographies



**Vivian Ripley** is a nationally known artist of quite varied subject matter, and inherent in all her works is the beauty of color and how it is affected by light and shade. She works in watercolor, acrylic, pastel and colored pencil, always striving to achieve beauty in each medium through her emotional use of color and tone. Vivian has been professionally active and won awards in many group and individual shows since 1975. Teaching has

inspired her to examine her own works, continually strive to grow in her achievement, and to verbalize and demonstrate those findings to others—and hopefully inspire them as well. She regularly teaches watercolor, acrylic, pastel, colored pencil, and is also in demand for demonstrations and workshops in these disciplines. She has been teaching at Cedar Lakes since 1998! She has also consistently offered weekly classes since 1977 in Columbus, OH where she resides.

Vivian has enjoyed residencies at two United States National Parks: Harper's Ferry National Historical Park in West Virginia, and Hot Springs National Park in Arkansas. Her special watercolor technique is spotlighted in a chapter in *The Watercolor Landscape Techniques of 23 International Artists* (International Artists Incorporated, 2003). Vivian is one of only six artists from the United States included in this popular book. Her paintings are in collections in the United States, Canada, Great Britain, France, and Japan. Please view her work at [www.vivianripleyart.com](http://www.vivianripleyart.com). You may contact the artist with questions at 614-451-6254 or [vvnrripley@gmail.com](mailto:vvnrripley@gmail.com).



**Kathy Saunders** has been quilting for more than 35 years and teaching all aspects of quilt-making for over 30 years. A Bachelor's Degree in Residential Interior Design from Purdue University and years of working in Graphic Design and Publishing laid the ground work for the many facets of quilt-making. In recent years, historical reproduction quilts has been her main focus with a

special love for the early 1800's time period and especially Patriotic Quilts. Kathy heads up Quilts of Valor-Cincinnati with a very active group. She enjoys the stories that go with the quilts and shares a variety of facts and nonfiction in class.



**Jerre Watkins** A graduate of Oklahoma State University, Jerre received a BS degree in Interior Design and later returned to school at Marshall University to earn her MA degree in fine arts – painting. During her thirty-year pursuit of painting and teaching art, Jerre has continued to study with many top painting professionals. Although watercolor is her first love, she enjoys working in varied media. Her training leads her to focus on design in painting and in teaching, but the real goal is to achieve an exciting combination of design, technique, and creative expression of the artist. She enjoys a variety of subject matter and style from realism to total abstraction.



**Larry Weese Jr** is a wood turner from Ravenswood, WV. Born and raised here, he values the beautiful and the diversity of this great state. He is best known for the embellishments he adds to his turnings, transforming his turnings into Art work. He attends fairs and festivals around the region selling his wares. He started turning in 2010, joined the Mountaineer Woodturners and the American Association of Woodturners to become proficient at his craft.

"Creating Wood Art from one of earth's natural beauties is pure

joy. Wood is an imperfect medium, I create my art retaining the natural cracks, knots, bark inclusions, and imperfection. These are reminders of the rugged nature, endurance, and resilience of trees. The thoughts of using a living breathing medium and transforming it into Wood Art is truly magical. The simple things in life are often the most important. My turnings speak of my passions, while at the same time allowing the user to recognize the important things in their own lives..."

[WeeseWoodgems.com](http://WeeseWoodgems.com)


[Larryweesejr@gmail.com](mailto:Larryweesejr@gmail.com)

## Artist Biographies



**Tish Westman** is one of the three full time resident studio Artisans at Tamarack in Beckley, West Virginia which is an art center showcasing “The Best of West Virginia” Art and Crafts from across the state. Along with being a woodworker and Luthier she also is a singer/songwriter, musician and teacher of many stringed instruments. She plays bowed psaltery, ukulele, clawhammer banjo, autoharp and has won several awards on mountain dulcimer. She also organizes an annual Bowed Psaltery Symphony which is going into its 13th

season which brings in over 50 musicians from over the country. She has CD’s recorded with “Psaltrio” and many song books. Has performed on Mountain Stage and many other music venues including our local Carnegie Hall in Lewisburg, WV. Her passion is teaching people to play music, fiber arts and gardening.



### **Michael W.**

**Young** Michael’s fascination with this ancient craft of blacksmithing started in the summer of 1975 when he worked as a volunteer at the living history site known as the Ohio Village in Columbus, Ohio. The ability to heat a simple bar of steel and form it into a

useful and beautiful object captured his imagination then and it drives him still today.

Being a teenager with no money and even less skill and knowledge, he decided to build his own forge. He bought a small iron skillet, drilled holes in the middle of it and asked his brother-in-law to weld plumbing pipe to the bottom. This design allowed air to be pushed through the pipe and holes and into a fire kindled in the skillet. It was crude, but he was able to forge small items.

Soon afterward life began to happen and he left that little forge and began to pursue a career as a machinist and then joined the army. After the army he decided to go to college and it was there when he took a welding class where he built a nice little portable forge and began searching antique stores for a “real” anvil. Since that time there has always been a forge and anvil with him wherever he has lived allowing him to forge when he could. But when careers, raising two wonderful children and more schooling took priority, his little shop sat quiet for many years. Then in 2016 he took early retirement from the State and took on the task of cleaning up all the clutter, rust and termite damage that had befallen the shop. Since that time he has been relearning old skills, learning new skills and falling in love once again with the craft and artistry of blacksmithing. Still today, as it did many years ago the “magic” of watching steel being heated in a forge and then being shaped and formed into graceful curves and sharp angles captivates his imagination and calls him to light the fire, to start the air blast and to pick up the hammer.

Michael’s work has won craft show awards and thanks to the Internet can be found in homes all across America and abroad. He has taught classes for the Appalachian Blacksmith Association and is a member of the Artist Blacksmith Association of North America. Some of his work can be seen on his website, [Libertyironworkswv.com](http://Libertyironworkswv.com).



# Registration Form 2022

Name: \_\_\_\_\_

Address: \_\_\_\_\_

\_\_\_\_\_

City/State/Zip: \_\_\_\_\_

Phone: \_\_\_\_\_

Email: \_\_\_\_\_

Courses Desired: \_\_\_\_\_

Date Desired: \_\_\_\_\_

Craft Training and Experience:

\_\_\_\_\_

\_\_\_\_\_

Accommodations:

\_\_\_Commuting     \_\_\_Dormitory

\_\_\_Semi-Private     \_\_\_Private

Name of Roommate Requested:

\_\_\_\_\_

Signature: \_\_\_\_\_

Date: \_\_\_\_\_

Please include \$50 non-refundable tuition deposit per class.

Make checks payable to Cedar Lakes and mail to:

Cedar Lakes Conference Center

82 FFA Drive

Ripley, WV 25271





Cedar Lakes Conference Center

82 FFA Drive Ripley, WV 25271

304-372-7860

[cedarlakesinfo@wvda.us](mailto:cedarlakesinfo@wvda.us)

